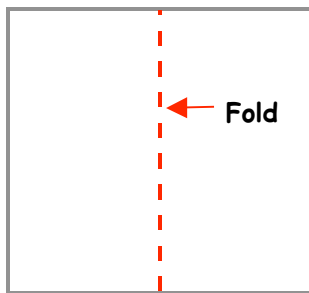
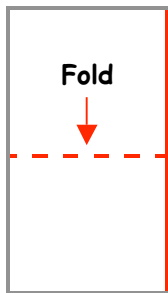


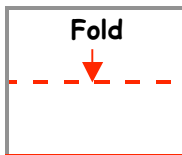
Have your students create a Four Panel Foldable



Step 1: Take an 8 ^{1/2} by 11 sheet of paper and fold in half length wise.

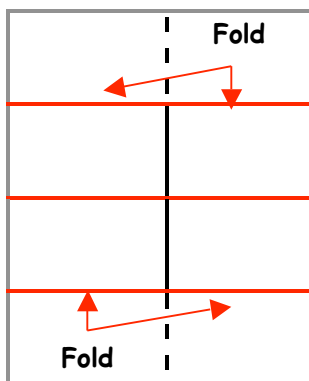
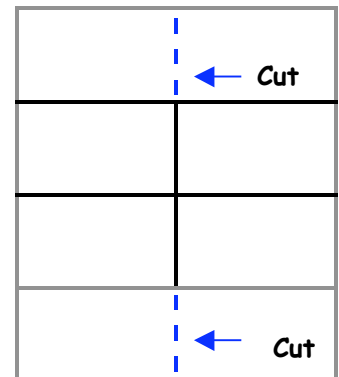


Step 2: Take your folded paper and then fold in half.



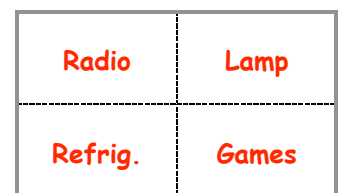
Step 3: Take your folded paper and then fold in half again.

Step 4: Take your folded paper and unfold and cut on the dotted lines.



Step 5: Take you folded and cut paper and fold on the top and bottom horizontal fold.

Step 6: Have your students label each flap with the following: **Radio**, **Lamp**, **Refrigerator**, and **Games**



Step 7: After your students have created and labeled their foldable have them read the information on the website and find out how people improvised to have a radio, refrigerator, and a lamp. What games did people play to help pass the time?

Step 8: Have your students illustrate their findings in the respective sections in their four panel foldable.